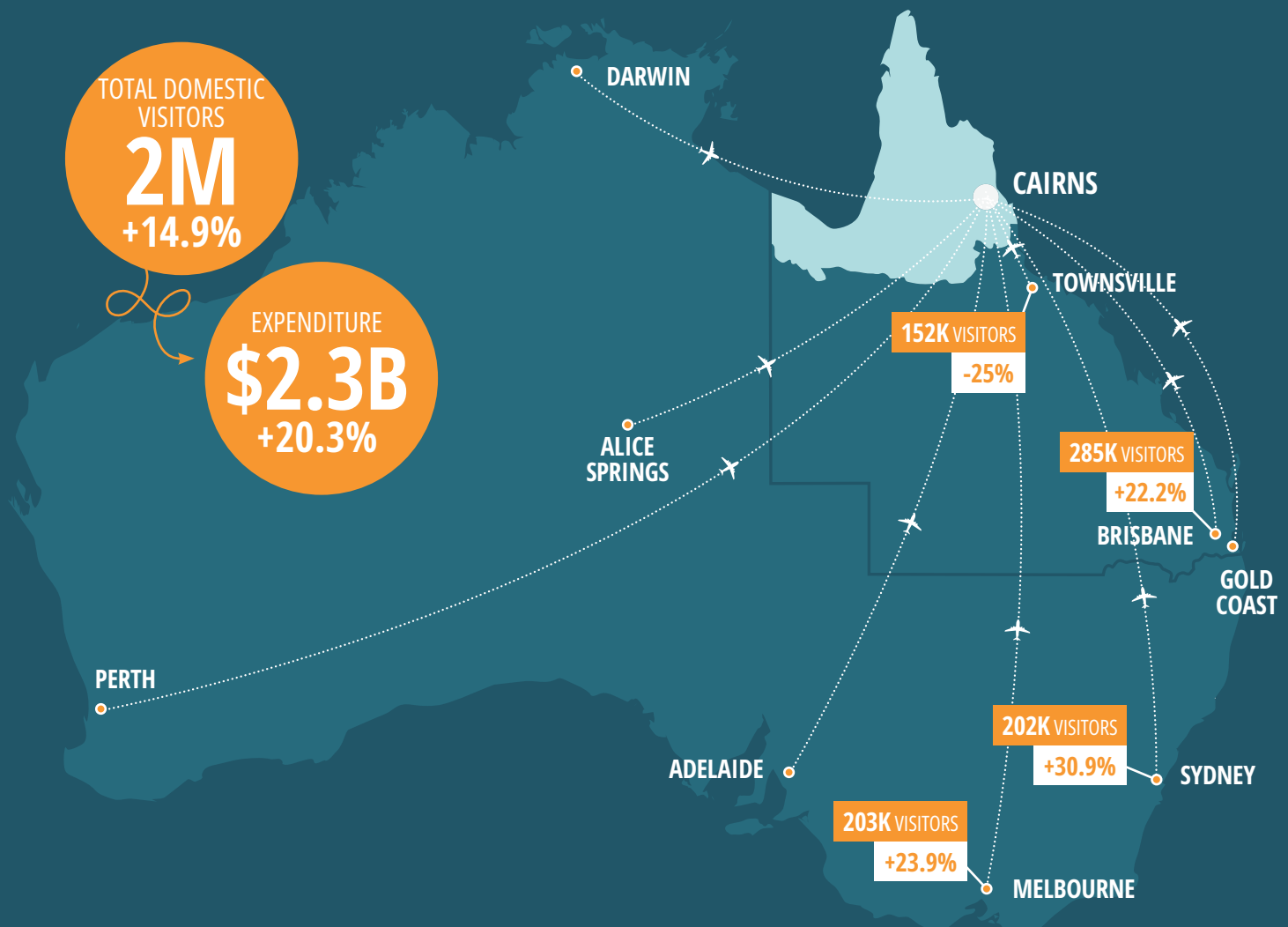


TOURISM FACT FILE

National Visitor Survey Year Ending September 2018

TOURISM
TROPICAL NORTH
QUEENSLAND™



Aviation




Serviced by
8 DOMESTIC AIRLINES

Direct flights originating from

Brisbane, Melbourne, Sydney, Darwin, Alice Springs	Qantas
Brisbane, Melbourne, Sydney, Darwin, Perth, Adelaide, Gold Coast	Jetstar
Brisbane, Melbourne, Sydney	Virgin Australia
Brisbane, Melbourne, Sydney	Tigerair Australia
Regional services provided by	QantasLink, Air North, Rex, Skytrans

Source: Aviation Report CAPL September 2018

Total intrastate



Total interstate



TOTAL DOMESTIC VISITORS

2M

+14.9%

TOTAL DOMESTIC VISITOR NIGHTS

9.9M

+11.2%

TOTAL DOMESTIC HOLIDAY VISITORS

1.06M

+15.7%

AVERAGE LENGTH OF STAY (NIGHTS)

4.9

-0.2%

TOTAL DOMESTIC BUSINESS VISITORS

411K

+6.9%

TOTAL VFR VISITORS

471K

+23.2%

TOURISM FACT FILE

TOURISM
TROPICAL NORTH
QUEENSLAND™

International Visitor Survey Year Ending September 2018

Aviation



Served by
11 INTERNATIONAL
AIRLINES
with flights into Cairns

Source: Aviation Report
CAPL September 2018

Originating from

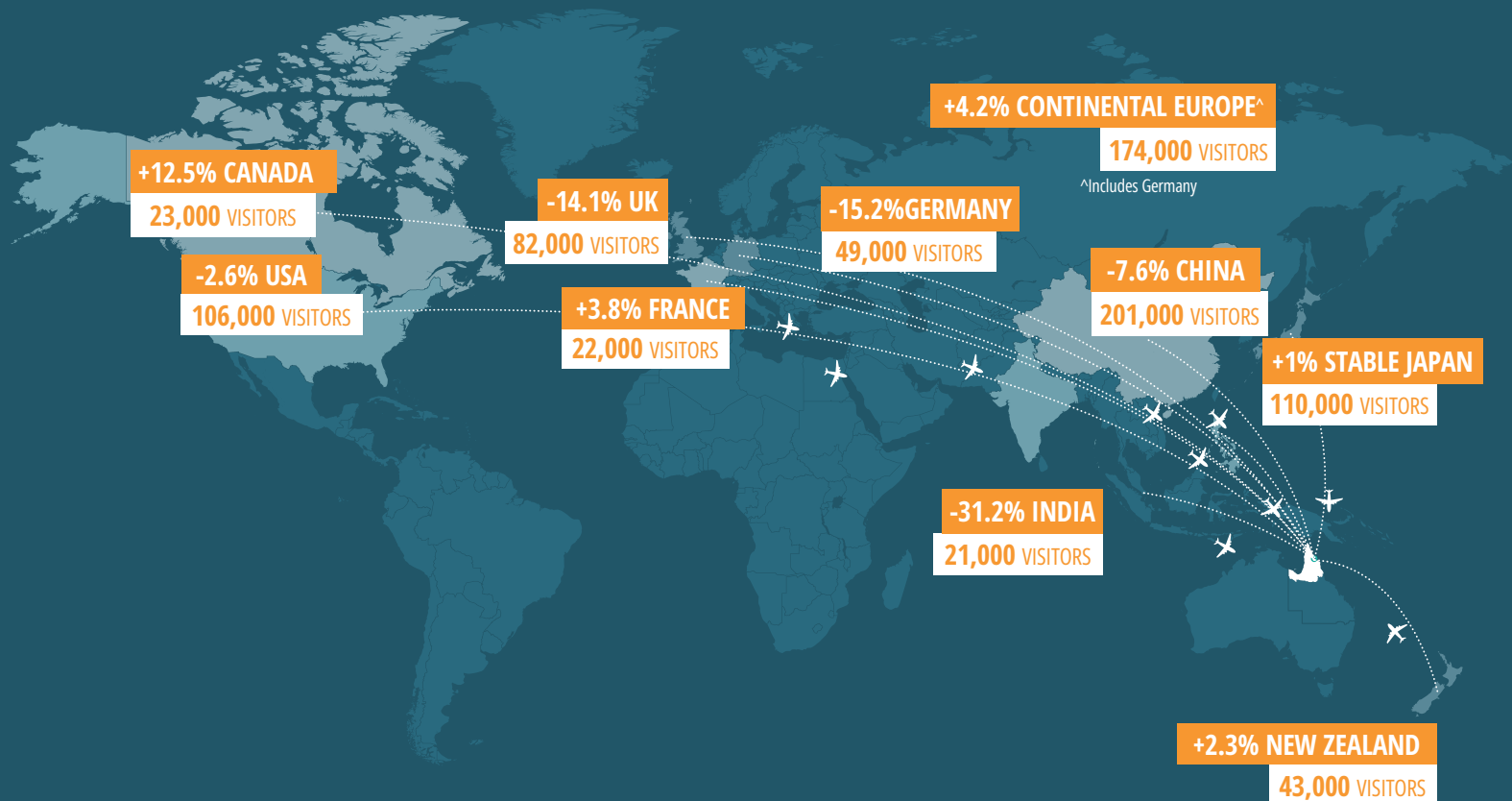
Japan (Tokyo & Osaka)	Jetstar
Denpasar (via Darwin)	Jetstar
Hong Kong	Cathay Pacific Hong Kong Airlines
Singapore	Silk Air
Auckland	Air New Zealand
Port Moresby	Air Niugini Airlines of PNG QantasLink
Seoul	JIN Air
China	China Southern Hainan Airlines

TNQ WELCOMED
860K
TOTAL VISITORS
-3.3%



EXPENDITURE
\$1.06B
-2%

This map outlines the changing numbers



International Visitors YE September 2018*



*This data is preliminary data and does not include data relating to purpose of visit. This is due to the quality of the main purpose of visit component of the passenger data supplied to TRA by the Department of Home Affairs. It has been identified as a concern. There is no issues with the IVS survey collection methodology. The Australian Government is working to resolve this issue.